



Monday, August 21, 2023

OMAFRA Vegetable Team:

Travis Cranmer, Guelph
519-835-3382
travis.cranmer@ontario.ca

Dennis Van Dyk, Guelph
519-766-5337
dennis.vandyk@ontario.ca

Elaine Roddy, Ridgeway
519-401-5890
elaine.rodody@ontario.ca

Amanda Tracey, Ridgeway
519-350-7134
amanda.tracey@ontario.ca

"In This Issue"

- ♦ 2023 Ontario Potato Events
- ♦ VCR – Vegetable Crop Report – August 17th, 2023

2023 Ontario Potato Events

Below are the details for two upcoming potato field events, the University of Guelph Potato Research Open House (Wednesday, August 23) and the Ontario Potato Field Day (Thursday, August 24).

Potato Research Open House

Where: Elora Research Station Crops Building
6182 2 Line E, Elora, ON N0B 1B0
43.633503, -80.411447

When: Wednesday August 23, 2023
Time: 10:00 am - 12:00 pm, rain or shine!

Everyone who is interested in potato research is invited to see the new variety demonstration plots and network with University of Guelph researchers. Chipping, fresh market and French fry types will be on display. This includes elite selections from the National Potato Breeding Program-AAFC, promising lines from industry seed programs, University of Wisconsin and more.

Researchers from the University of Guelph will be on hand to share their work.

- New Variety trials: Vanessa Currie
- Potato Early Dying: Dr. Katerina Jordan, Griffin Bailey
- Best Management Practices: Dr. Sylvia Sarapura, Charlotte Potter
- Potato Starch: Dr. Ian Tetlow, Victoria Butler
- Colorado Potato Beetle: Andy Colton

Everything will be at the potato field including a picnic lunch!

- Drive directly to the plots in your own vehicle. Directions and parking will be visible at the entrance to the station (same area as previous years).
- Please RSVP to Vanessa Currie
vcurie@uoguelph.ca or
519-824-4120 ext 56160
or <https://twitter.com/GuelphPotato>

Looking forward to seeing you there!

UNIVERSITY of GUELPH

**2023
Ontario Potato Field Day**
Thursday, August 24
Hosted by HJV Equipment
5900 Simcoe Rd 10, Alliston

- Starts at 3:00pm
 - BBQ at 5:30pm
- Sponsored by Syngenta

HJV EQUIPMENT

- Display of Potato Equipment
- Display of New Potato Varieties for all markets
- Innovative Trade Show and much more!



Do not miss this important summer event
for potato growers!
Contact: eugeniabanks@onpotato.ca

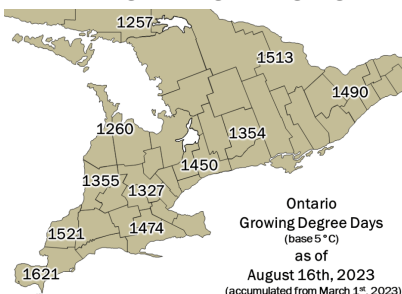


Ministry of Agriculture,
Food and Rural Affairs

Ontario

VCR – Vegetable Crop Report – August 17th, 2023

The VCR (vegetable crop report) is a weekly update which includes crop updates, weather and growing degree summaries for various vegetable growing regions across Ontario.



Welcome back to the VCR!

As August continues, the precipitation for most counties are rising, with many of them coming close to, or even surpassing their respective 10 Year Averages. With the month only half way finished, it is safe to expect more precipitation is on its way.

Pest Degree Day Forecasting

County	Carrot Rust Fly	Onion Maggot	Carrot Weevil	Aster Leafhopper	Tarnished Plant Bug	Cabbage Maggot	Seedcorn Maggot	European Corn Borer
THRESHOLD	329-395, 1399-1711	210-700, 1025-1515	138-156, 455+	128+	40+	314-398, 847-960, 1446-1604	200-350, 600-750, 1000-1150	See legend below
Bruce***	1506	1382	1028	809	524	1143	1382	712
Essex*	1905	1759	1357	1119	784	1484	1759	1005
Chatham-Kent*	1788	1646	1256	1022	697	1381	1646	912
Norfolk**	1751	1610	1227	994	672	1349	1610	883
Huron***	1607	1474	1111	886	582	1227	1474	779
Wellington**	1578	1450	1093	870	566	1209	1450	764
Simcoe County***	1598	1469	1104	885	584	1221	1469	780
Durham***	1710	1575	1199	974	661	1318	1575	867
Peterborough	1617	1486	1112	887	580	1231	1486	781
Kemptville***	1741	1610	1238	1005	686	1359	1610	893
Sudbury***	1490	1370	1031	819	532	1142	1370	718
Timiskaming***	1441	1322	977	765	486	1091	1322	666
Lambton**	1737	1598	1212	983	665	1336	1598	873
Thunder Bay	1295	1181	859	667	401	964	1181	574
Middlesex*	1759	1622	1243	1010	686	1364	1622	900
Renfrew	1751	1622	1249	1017	700	1371	1622	908

*- Bivoltine region for ECB. First Peak Catch: 300-350 DD, Second Peak Catch 1050-1100 DD

**- Overlap region for ECB. First Peak Catch: 300-350 DD Second Peak Catch 650-700 DD, Third Peak Catch 1050-1100 DD

***-Univoltine region for ECB. Peak Catch 650-700 DD

Use these thresholds as a guide, always confirm insect activity with actual field scouting and trap counts

Select a region below for the latest weather, crop and pest degree day information:

Norfolk(<https://onvegetables.com/2023/08/17/vcr2023-16/#NorfolkLink>)

Essex(<https://onvegetables.com/2023/08/17/vcr2023-16/#EssexLink>)

Sudbury(<https://onvegetables.com/2023/08/17/vcr2023-16/#SudburyLink>)

Chatham-Kent(<https://onvegetables.com/2023/08/17/vcr2023-16/#ChathamKentLink>)

Peterborough(<https://onvegetables.com/2023/08/17/vcr2023-16/#PeterboroughLink>)

Huron(<https://onvegetables.com/2023/08/17/vcr2023-16/#HuronLink>)

Durham(<https://onvegetables.com/2023/08/17/vcr2023-16/#DurhamLink>)

Thunder Bay(<https://onvegetables.com/2023/08/17/vcr2023-16/#ThunderBayLink>)

Bruce(<https://onvegetables.com/2023/08/17/vcr2023-16/#BruceLink>)

Kemptville(<https://onvegetables.com/2023/08/17/vcr2023-16/#KemptvilleLink>)

Lambton(<https://onvegetables.com/2023/08/17/vcr2023-16/#LambtonLink>)

Middlesex(<https://onvegetables.com/2023/08/17/vcr2023-16/#MiddlesexLink>)

Renfrew(<https://onvegetables.com/2023/08/17/vcr2023-16/#RenfrewLink>)

Simcoe(<https://onvegetables.com/2023/08/17/vcr2023-16/#SimcoeLink>)

Wellington Centre(<https://onvegetables.com/2023/08/17/vcr2023-16/#WellCentreLink>)

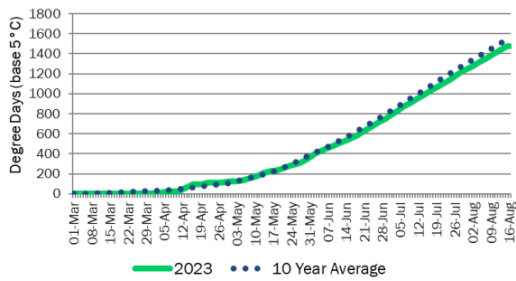
Wellington North(<https://onvegetables.com/2023/08/17/vcr2023-16/#WellNorthLink>)

Timiskaming(<https://onvegetables.com/2023/08/17/vcr2023-16/#TimiskamingLink>)

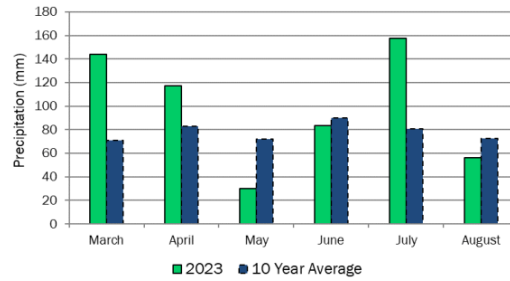
VCR – Vegetable Crop Report – August 17th, 2023...con't

Norfolk

Norfolk County Growing Degree Days

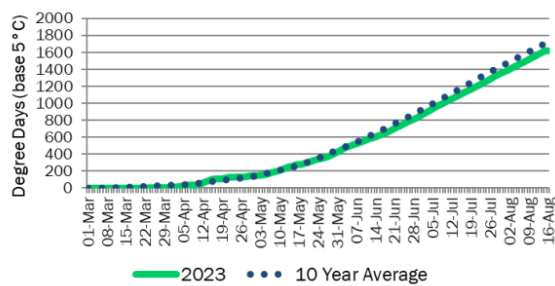


Norfolk Total Precipitation Per Month

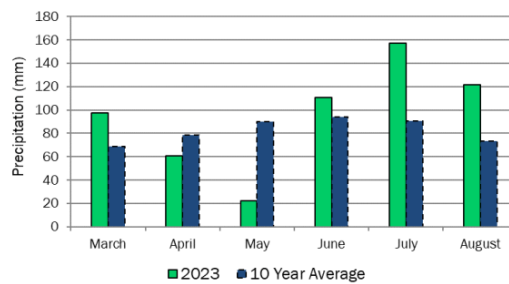


Essex

Essex County Growing Degree Days

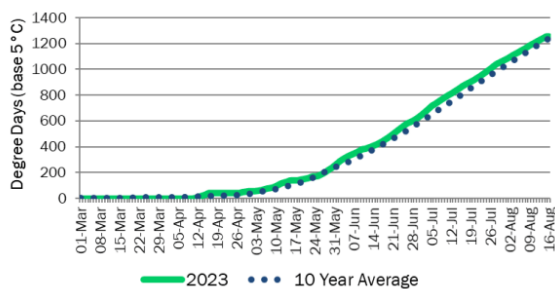


Essex Total Precipitation Per Month

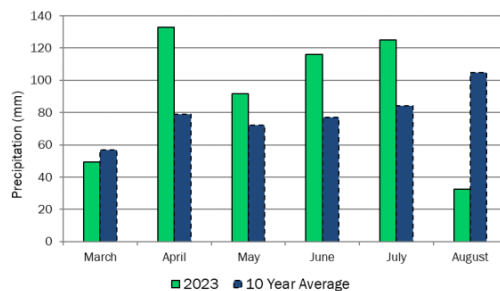


Sudbury

Sudbury County Growing Degree Days

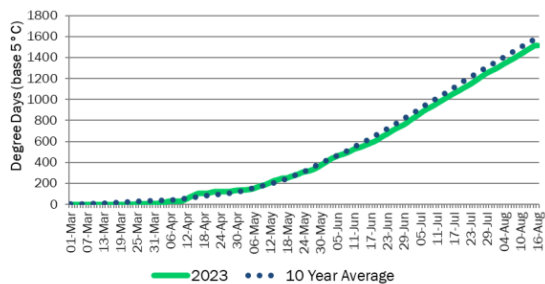


Subury Total Precipitation Per Month

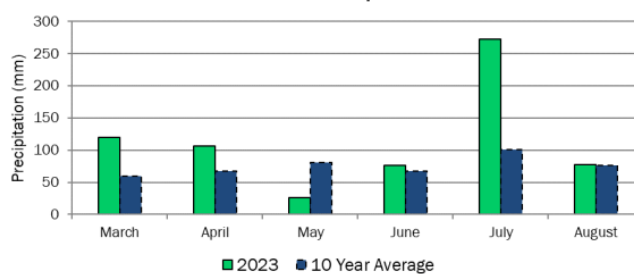


Chatham-Kent

Chatham-Kent County Growing Degree Days

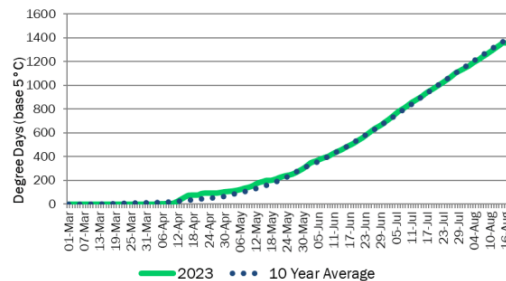


Chatham-Kent Total Precipitation Per Month

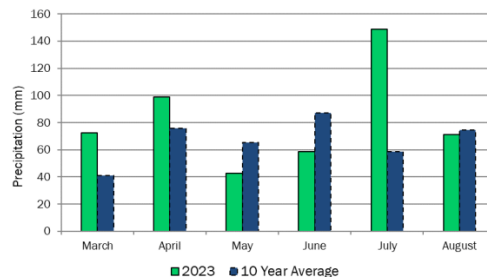


Peterborough

Peterborough County Growing Degree Days



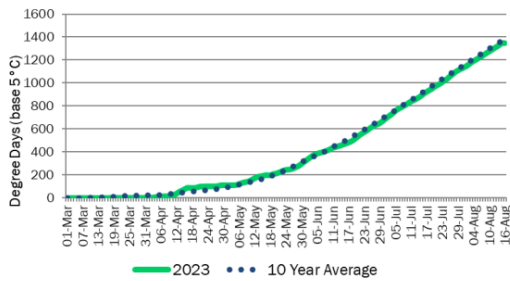
Peterborough Total Precipitation Per Month



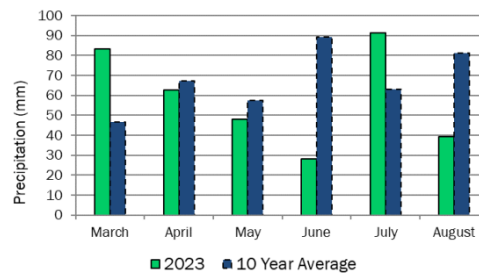
VCR – Vegetable Crop Report – August 17th, 2023...con't

Huron

Huron County Growing Degree Days

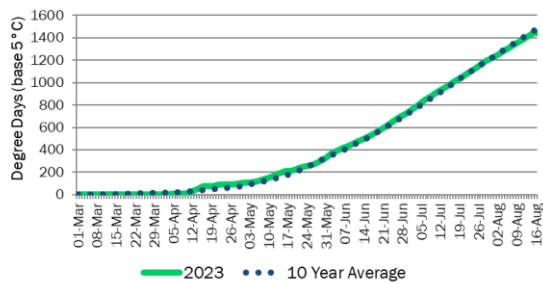


Huron Total Precipitation Per Month

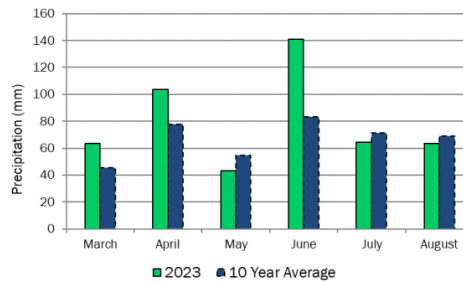


Durham

Durham County Growing Degree Days

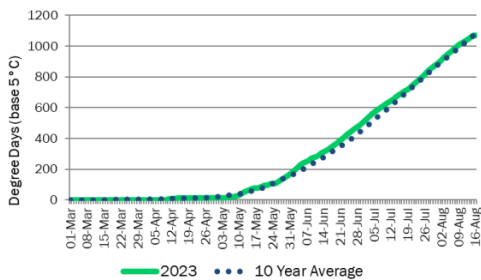


Durham Total Precipitation Per Month

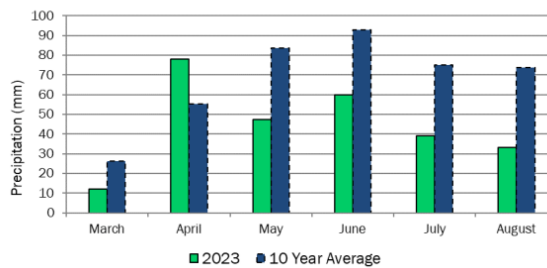


Thunder Bay

Thunder Bay Growing Degree Days

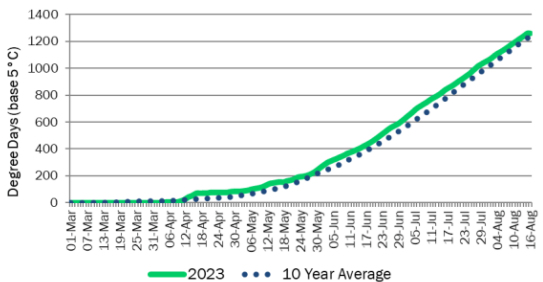


Thunder Bay Total Precipitation Per Month

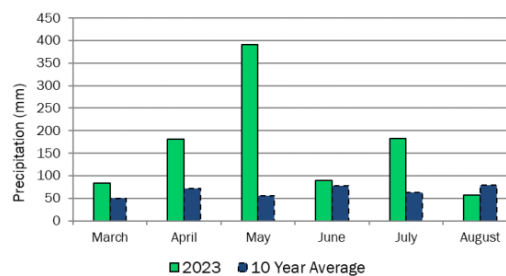


Bruce

Bruce County Growing Degree Days

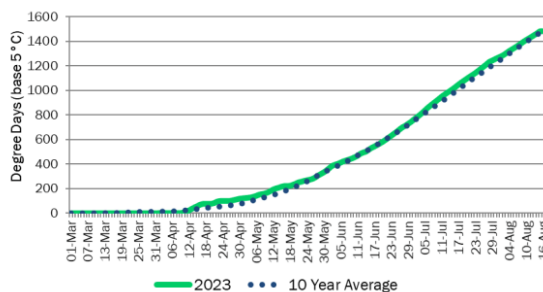


Bruce Total Precipitation Per Month

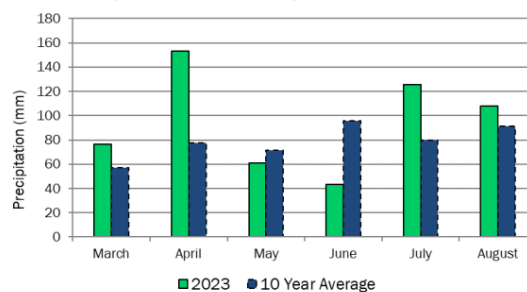


Kemptville

Kemptville County Growing Degree Days



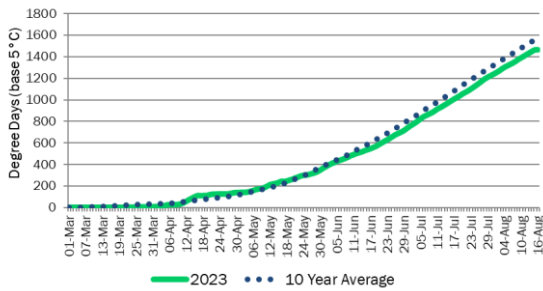
Kemptville Total Precipitation Per Month



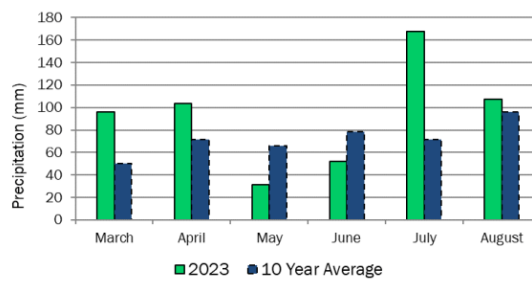
VCR – Vegetable Crop Report – August 17th, 2023...con't

Lambton

Lambton County Growing Degree Days

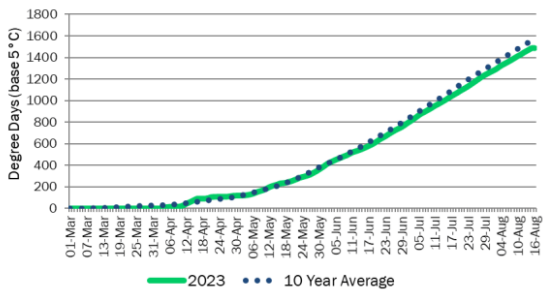


Lambton Total Precipitation Per Month

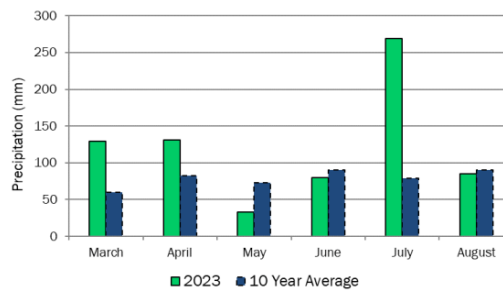


Middlesex

Middlesex County Growing Degree Days

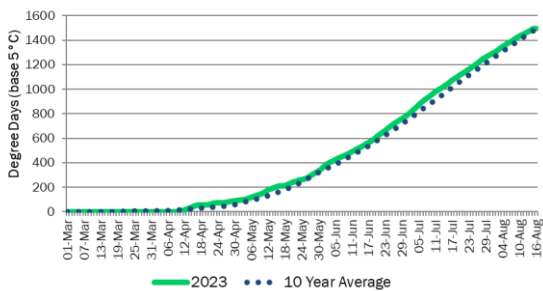


Middlesex Total Precipitation Per Month

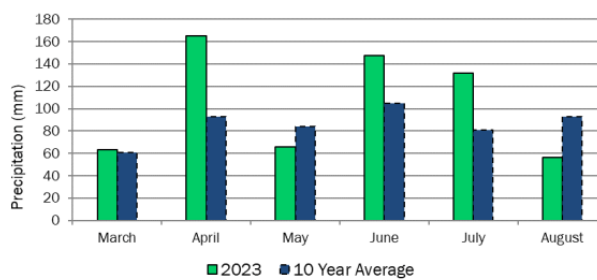


Renfrew

Renfrew County Growing Degree Days

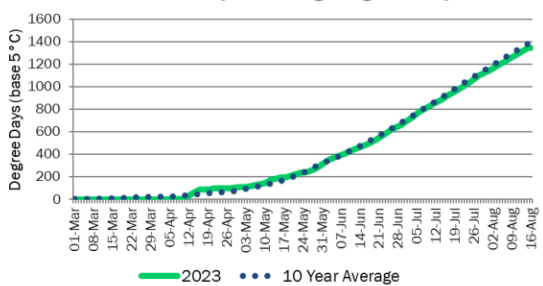


Renfrew Total Precipitation Per Month

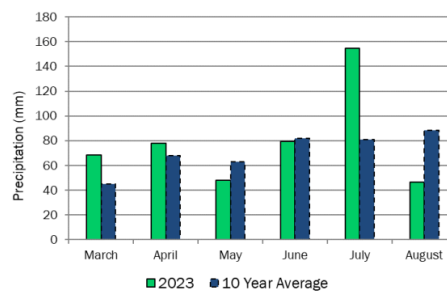


Simcoe

Simcoe County Growing Degree Days

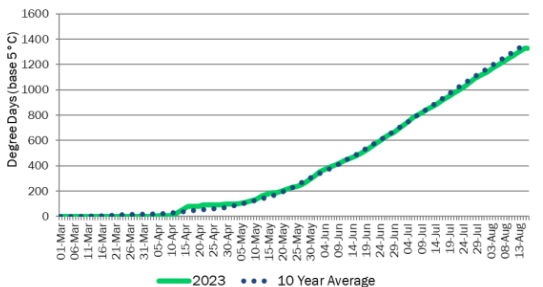


Simcoe Total Precipitation Per Month

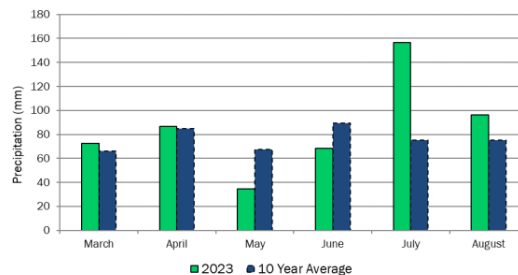


Wellington Centre

Wellington Centre County Growing Degree Days

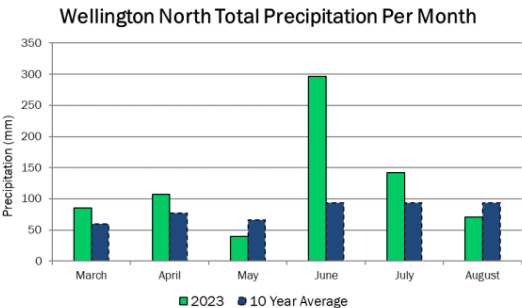
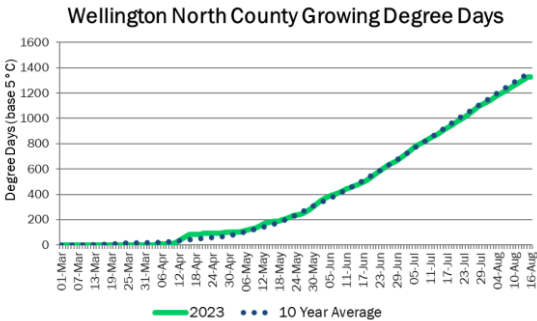


Wellington Centre Total Precipitation Per Month



VCR – Vegetable Crop Report – August 17th, 2023...con't

Wellington North



Timiskaming

